

**September 25-26th**

**Fall Color Classic POR**

# APHA Fall Color Classic Show

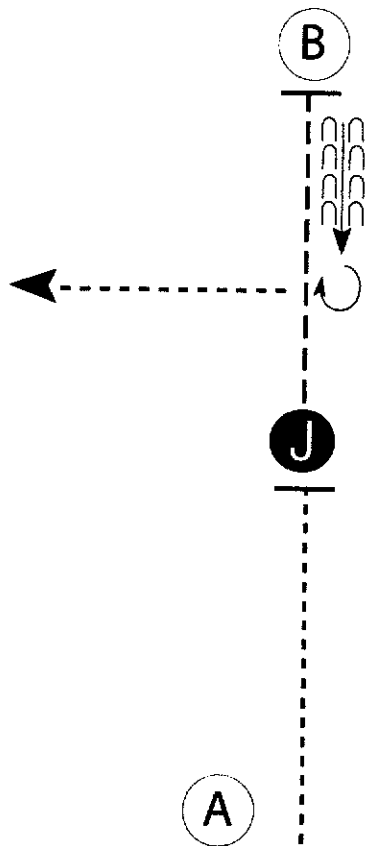
## 4 Judge POR

### Showmanship (Youth W/T)

Show Date: 09/26/2021

www.HorseShowPatterns.com

www.HorseShowPatterns.com



Be ready at A.

1. Walk from A to judge.
2. Stop and set up for inspection.
3. When dismissed, trot to B.
4. Stop at B and back approximately one horse length.
5. Perform a 270 degree turn.

Walk straight away and follow the instructions of your ring steward.

Walk	-----
Trot	-----
Back	← 3333 3333
Marker	⊙ B
Judge	● J

**Pattern Provided by:**  
**TPHC**

[S/1-60]

# APHA Fall Color Classic Show

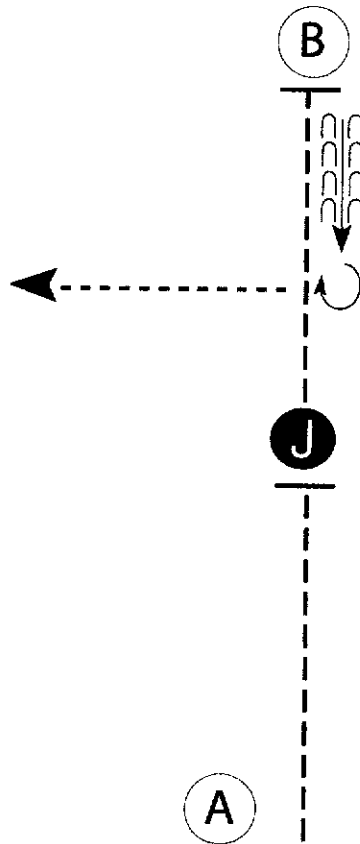
## 4 Judge POR

### Showmanship (Novice Youth & Am)

Show Date: 09/26/2021

www.HorseShowPatterns.com

www.HorseShowPatterns.com



Be ready at A.

1. Trot from A to judge.
2. Stop and set up for inspection.
3. When dismissed, trot to B.
4. Stop at B and back approximately one horse length.
5. Perform a 270 degree turn.

Walk straight away and follow the instructions of your ring steward.

Walk	-----
Trot	- - - - -
Back	←
Marker	⊙ B
Judge	● J

Pattern Provided by:

**TPHC**

[S/2-60]

# APHA Fall Color Classic Show

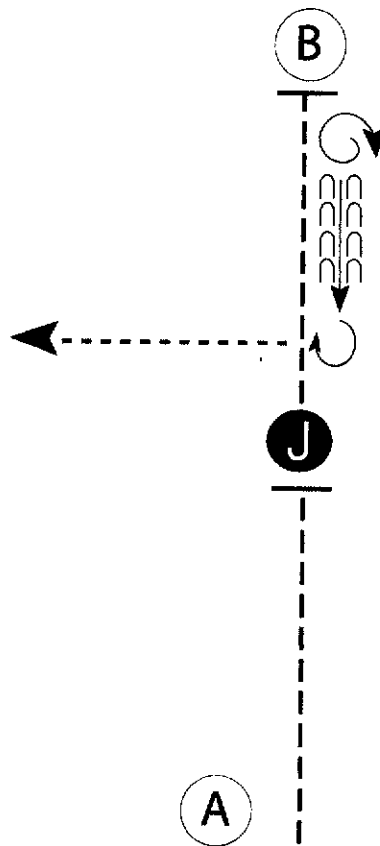
## 4 Judge POR

### Showmanship (Youth & Am)

Show Date: 09/26/2021

www.horshowpatterns.com

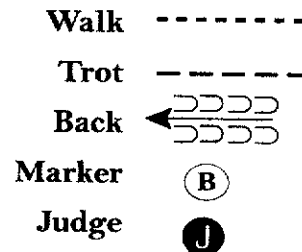
www.horshowpatterns.com



Be ready at A.

1. Trot from A to judge.
2. Stop and set up for inspection.
3. When dismissed, trot to B.
4. Stop at B and perform a 360 degree turn.
5. Back approximately one horse length.
6. Perform a 270 degree turn.

Walk straight away and follow the instructions of your ring steward.



[S/3-60]

Pattern Provided by:  
**TPHC**

# APHA Fall Color Classic Show

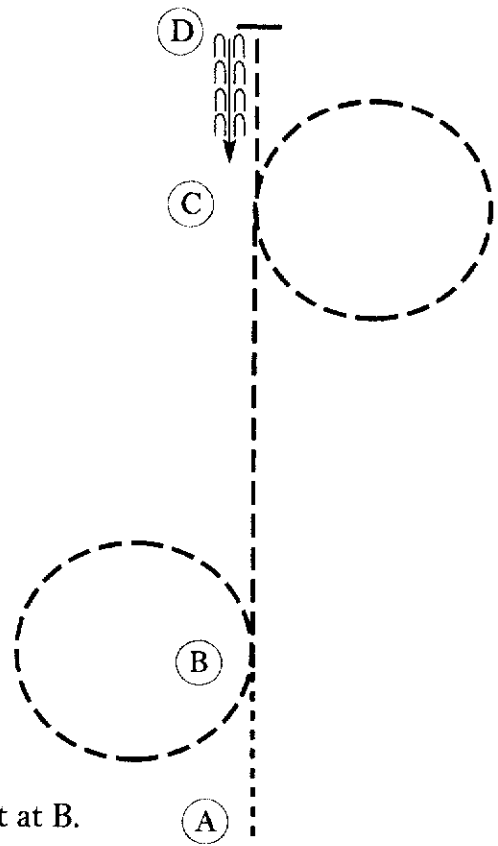
## 4 Judge POR

### Hunt Seat Equitation (Youth & Am Walk/Trot)

Show Date: 09/26/2021

www.horsecolorclassic.com

www.horsecolorclassic.com



Be ready before A.

1. Walk A to B.
2. Posting trot a circle to the left at B.
3. Sitting trot to C.
4. Trot a circle to the right at C.
5. Continue to trot to D.
6. Stop at D and back approximately one horse length.

Follow the instructions of your ring steward.

Walk	-----
Trot	- - - - -
Extended Trot	-----
Canter	-----
Leg Yield	
Lead Change	↘
Back	←←←←←
Marker	⊙ B
Sidepass	←-----←
Hand Gallop	-----

**Pattern Provided by:**  
**TPHC**

[HSE/WT-42]

# APHA Fall Color Classic Show

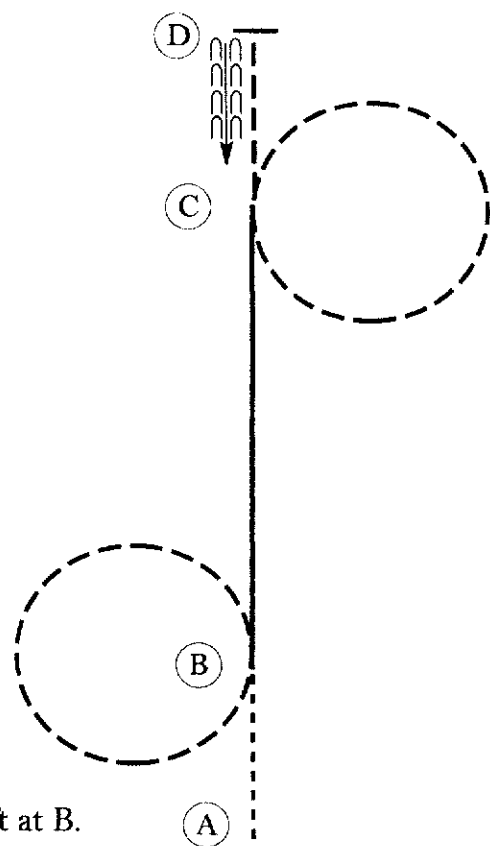
## 4 Judge POR

### Hunt Seat Equitation (Novice Youth & Am)

Show Date: 09/26/2021

www.horsecolorclassic.com

www.horsecolorclassic.com



Be ready before A.

1. Walk A to B.
2. Posting trot a circle to the left at B.
3. Canter on the left lead to C.
4. Trot a circle to the right at C.
5. Sitting trot to D.
6. Stop at D and back approximately one horse length.

Follow the instructions of your ring steward.

Walk	-----
Trot	- - - - -
Extended Trot	-----
Canter	-----
Leg Yield	
Lead Change	---/---
Back	←←←←←
Marker	Ⓚ
Sidepass	←-----←
Hand Gallop	-----

[HSE/1-42]

Pattern Provided by:

**TPHC**

# APHA Fall Color Classic Show

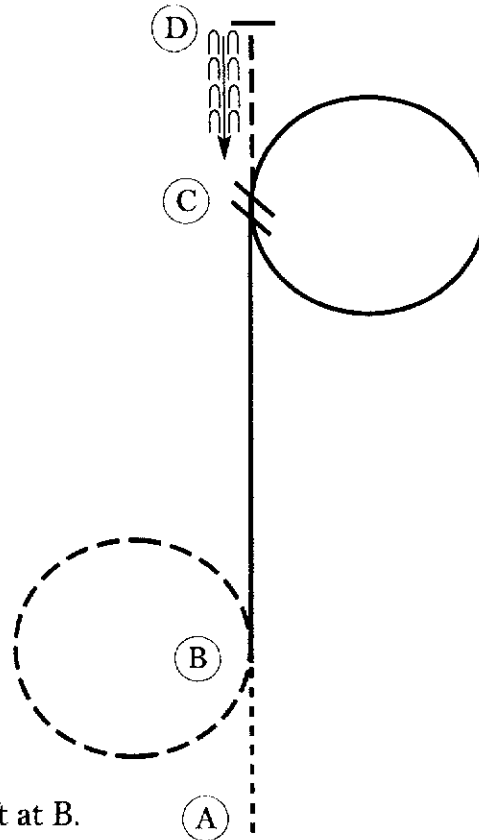
## 4 Judge POR

### Hunt Seat Equitation (Youth, & Am)

Show Date: 09/26/2021

www.horseshowpatterns.com

www.horseshowpatterns.com



Be ready before A.

1. Walk A to B.
2. Posting trot a circle to the left at B.
3. Canter on the left lead to C.
4. Perform a simple lead change at C.
5. Canter a circle to the right at C.
6. Posting trot on the left diagonal to D.
7. Stop at D and back approximately one horse length.

Follow the instructions of your ring steward.

Walk	-----
Trot	- - - - -
Extended Trot	=====
Canter	=====
Leg Yield	
Lead Change	
Back	←←←←←
Marker	Ⓚ
Sidepass	←-----←
Hand Gallop	=====

[HSE/2-42]

**Pattern Provided by:**  
**TPHC**

# APHA Fall Color Classic Show

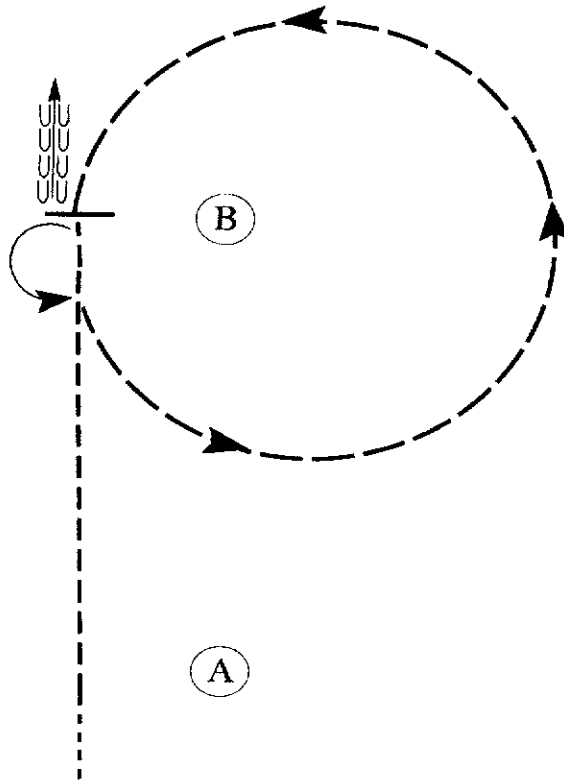
## 4 Judge POR

### Horsemanship (Youth & Am Walk/Trot)

Show Date: 09/26/2021

www.horsheshowpatterns.com

www.horsheshowpatterns.com



Be ready before A.

1. Walk to A.
2. Jog to B. Stop and turn 180 degrees left.
3. Perform an extended jog circle to the left.
4. Stop at B and back approximately one horse length.

Follow the instructions of your ring steward.

<b>Walk</b>	-----
<b>Jog</b>	-----
<b>Extended Jog</b>	-----
<b>Lope</b>	-----
<b>Leg Yield</b>	
<b>Lead Change</b>	↘
<b>Back</b>	←
<b>Marker</b>	⊙
<b>Sidepass</b>	←

[WH/WT-37]

**Pattern Provided by:**  
**TPHC**

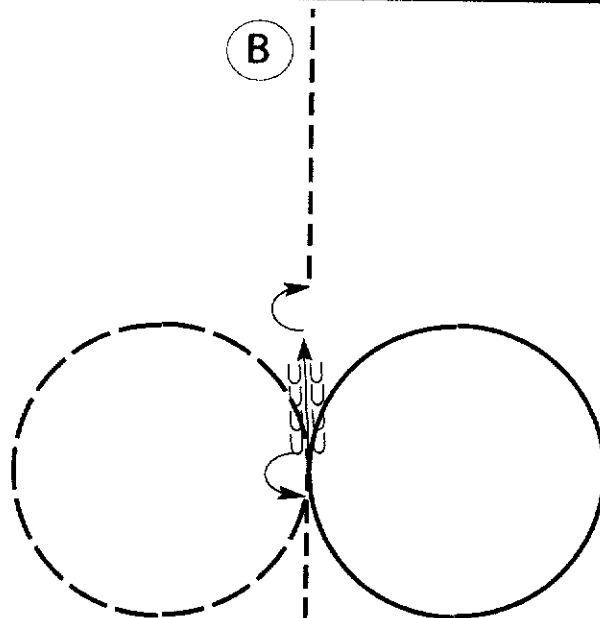


# APHA Fall Color Classic Show

## 4 Judge POR

### Horsemanship (Novice Youth & Am)

Show Date: 09/26/2021



Be ready at A.

1. Walk halfway to center.
2. Jog to center.
3. Lope a circle to the right.
4. Extended jog circle to the left.
5. Stop at center.
6. Turn 1/2 a turn to the left.
7. Back approximately one horse length.
8. Turn 1/2 turn to the right.
9. Jog to B.

Pattern is over once you have passed B at the jog.

Follow the directions of your ring steward.

Walk	-----
Jog	- - - - -
Extended Jog	— — — —
Lope	—————
Lead Change	
Back	
Marker	(B)

**Pattern Provided by:**  
**TPHC**

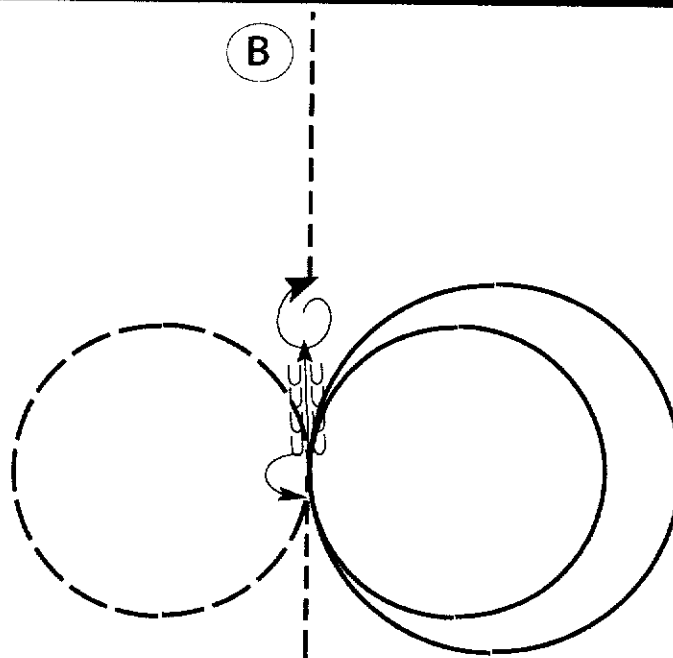
[WH/2-75]

# APHA Fall Color Classic Show

## 4 Judge POR

### Horsemanship (Youth, & Am)

Show Date: 09/26/2021



Be ready at A.

1. Walk halfway to center.
2. Jog to center.
3. Lope a circle to the right.
4. Lope a larger, faster circle to the right.
5. Extended jog circle to the left.
6. Stop at center.
7. Spin 1/2 a turn to the left.
8. Back approximately one horse length.
9. Spin 1 1/2 turns to the right.
10. Jog to B.

Pattern is over once you have passed B at the jog.

Follow the directions of your ring steward.

<b>Walk</b>	-----
<b>Jog</b>	- - - - -
<b>Extended Jog</b>	— — — —
<b>Lope</b>	—————
<b>Lead Change</b>	↙ ↘
<b>Back</b>	← ← ← ← ←
<b>Marker</b>	(B)

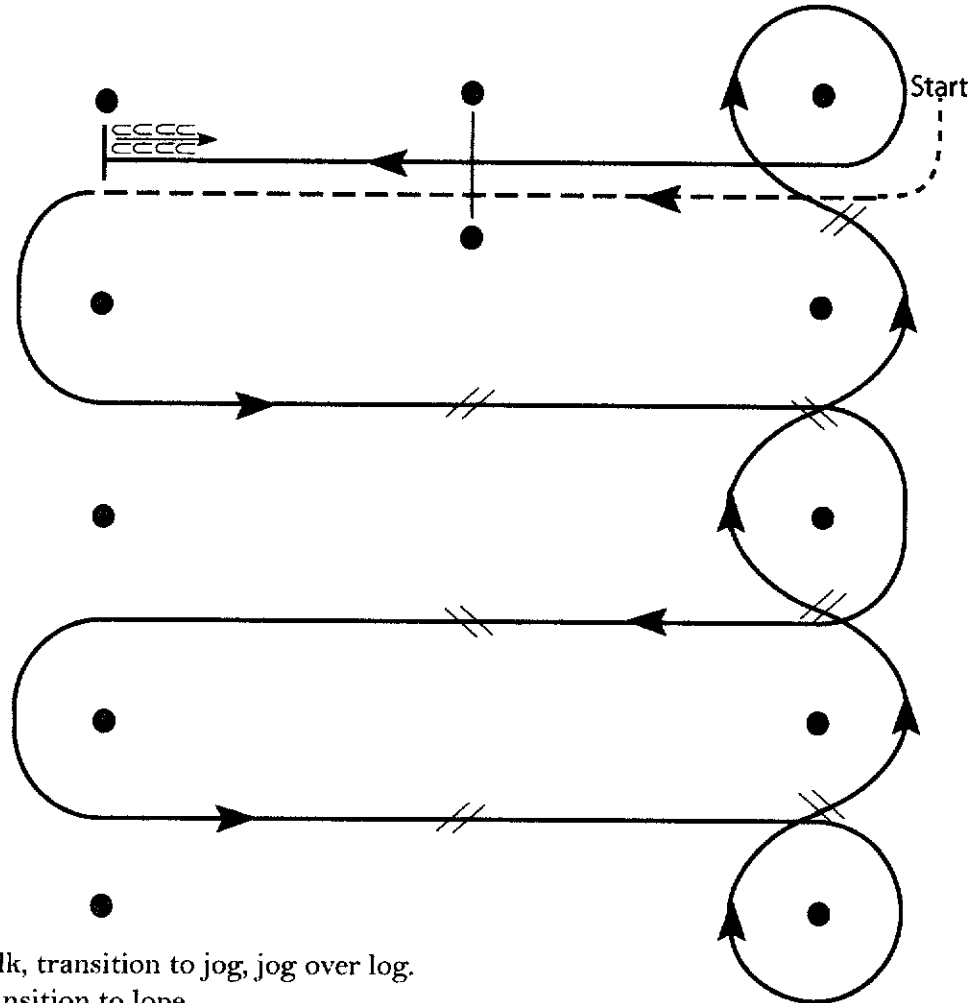
**Pattern Provided by:**  
**TPHC**

[WH/3-75]



**APHA Fall Color Classic Show**  
**4 Judge POR**  
**All Western Riding (ALL)**

Show Date: 09/26/2021



1. Walk, transition to jog, jog over log.
2. Transition to lope.
3. First crossing change.
4. Second crossing change.
5. Third crossing change.
6. Circle and first line change.
7. Second line change.
8. Third line change.
9. Fourth line change and circle.
10. Lope log.
11. Lope, stop and back.

[WR/OP-2]

**Pattern Provided by:**

**TPHC**

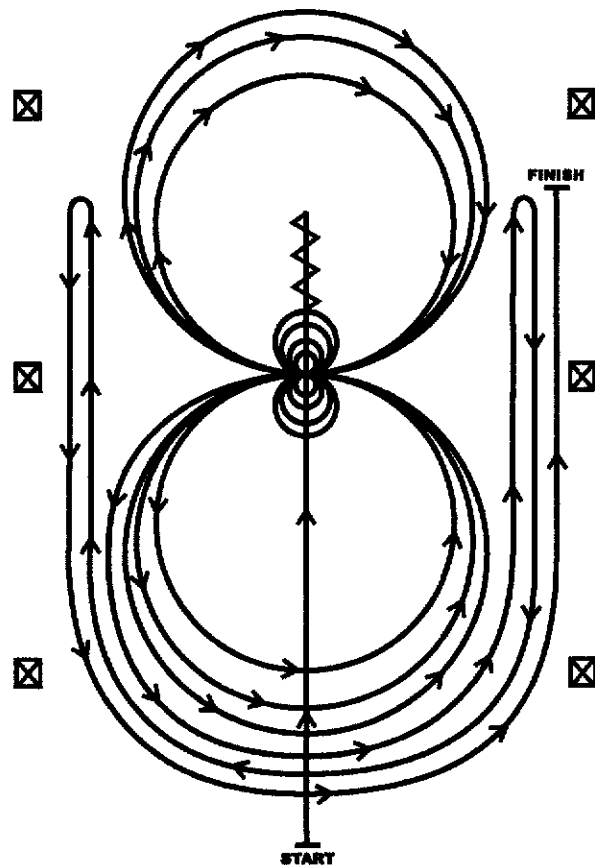
# APHA Fall Color Classic Show

## 4 Judge POR

### Reining (Open, Youth & Am)

Show Date: 09/26/2021

#### REINING PATTERN 9

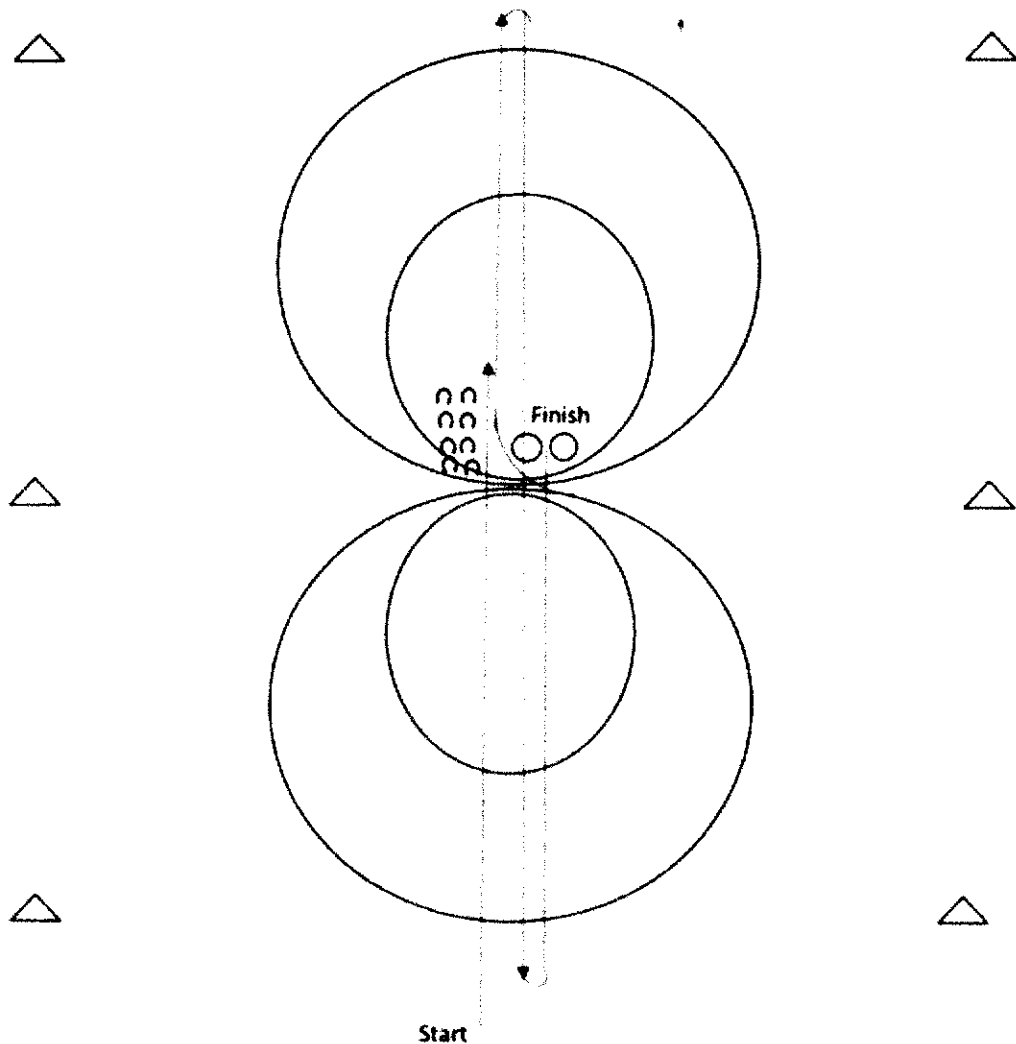


1. Run past the center marker and do a sliding stop. Back up to the center of the arena or at least ten feet (three meters). Hesitate.
2. Complete four spins to the right. Hesitate.
3. Complete four and one-quarter spins to the left so that horse is facing the left wall or fence. Hesitate.
4. Beginning on the left lead, complete three circles to the left: the first circle small and slow; the next two circles large and fast. Change leads at the center of the arena.
5. Complete three circles to the right: the first circle small and slow; the next two circles large and fast. Change leads at the center of the arena.
6. Begin a large circle to the left but do not close this circle. Run up the right side of the arena past the center marker and do a right rollback at least twenty feet (six meters) from the wall or fence—no hesitation.
7. Continue back around the previous circle but do not close this circle. Run up the left side of the arena past the center marker and do a left rollback at least twenty feet (six meters) from the wall or fence—no hesitation.
8. Continue back around previous circle but do not close this circle. Run up right side of the arena past the center marker and do a sliding stop at least twenty feet (six meters) from the wall or fence. Hesitate to demonstrate completion of the pattern.

[R/AQHAP-9]

Pattern Provided by:  
**TPHC**

## Ranch Horse Reining Pattern #3



266

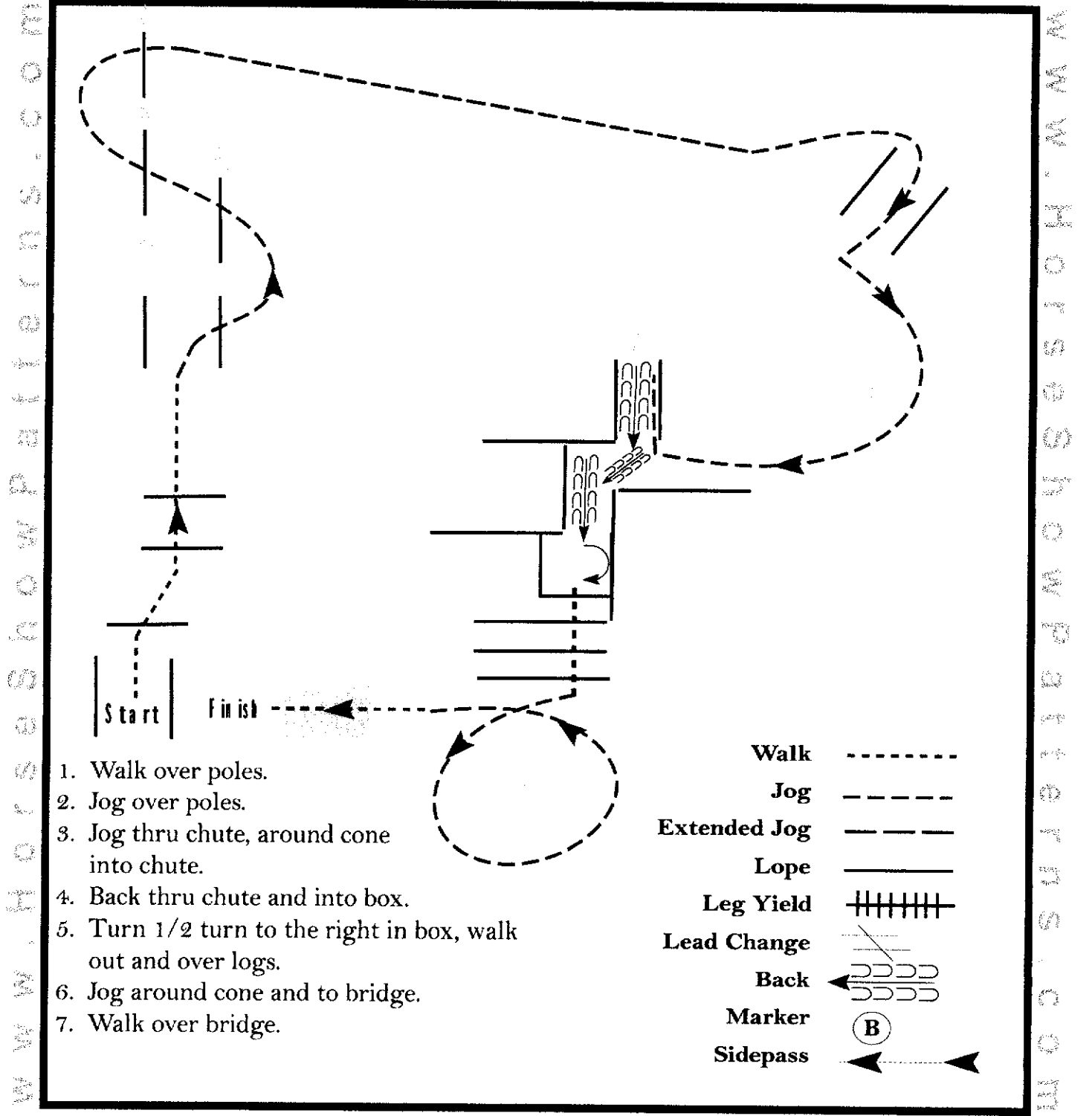
1. Run past the center marker, stop, back 10 feet,  $\frac{1}{4}$  turn to left.
2. Beginning on the right lead complete one small slow circle to the right, Change leads at the center of arena.
3. Complete one small slow circle to the left, Change leads in the center of the arena.
4. Begin large faster circle to right, Change leads in center of arena.
5. Complete large faster circle to the left, Change leads in center of arena
6. Run down center of arena past the end marker and do a right roll back, no hesitation.
7. Run up the middle to the other end of the arena past the end marker and do a left roll back, no hesitation.
8. Run up the middle to the center, stop, 1 spin to right, 1 spin to left. Hesitate to complete pattern.

# APHA Fall Color Classic Show

## 4 Judge POR

### Trail (Yearling In-Hand, Youth, & Am W/T)

Show Date: 09/26/2021



1. Walk over poles.
2. Jog over poles.
3. Jog thru chute, around cone into chute.
4. Back thru chute and into box.
5. Turn 1/2 turn to the right in box, walk out and over logs.
6. Jog around cone and to bridge.
7. Walk over bridge.

<b>Walk</b>	-----
<b>Jog</b>	- - - - -
<b>Extended Jog</b>	— — — — —
<b>Lope</b>	—————
<b>Leg Yield</b>	
<b>Lead Change</b>	— / —
<b>Back</b>	← ← ← ← ←
<b>Marker</b>	(B)
<b>Sidepass</b>	← — — — — ←

[T/WT-27]

Pattern Provided by:

**TPHC**

# APHA Fall Color Classic Show

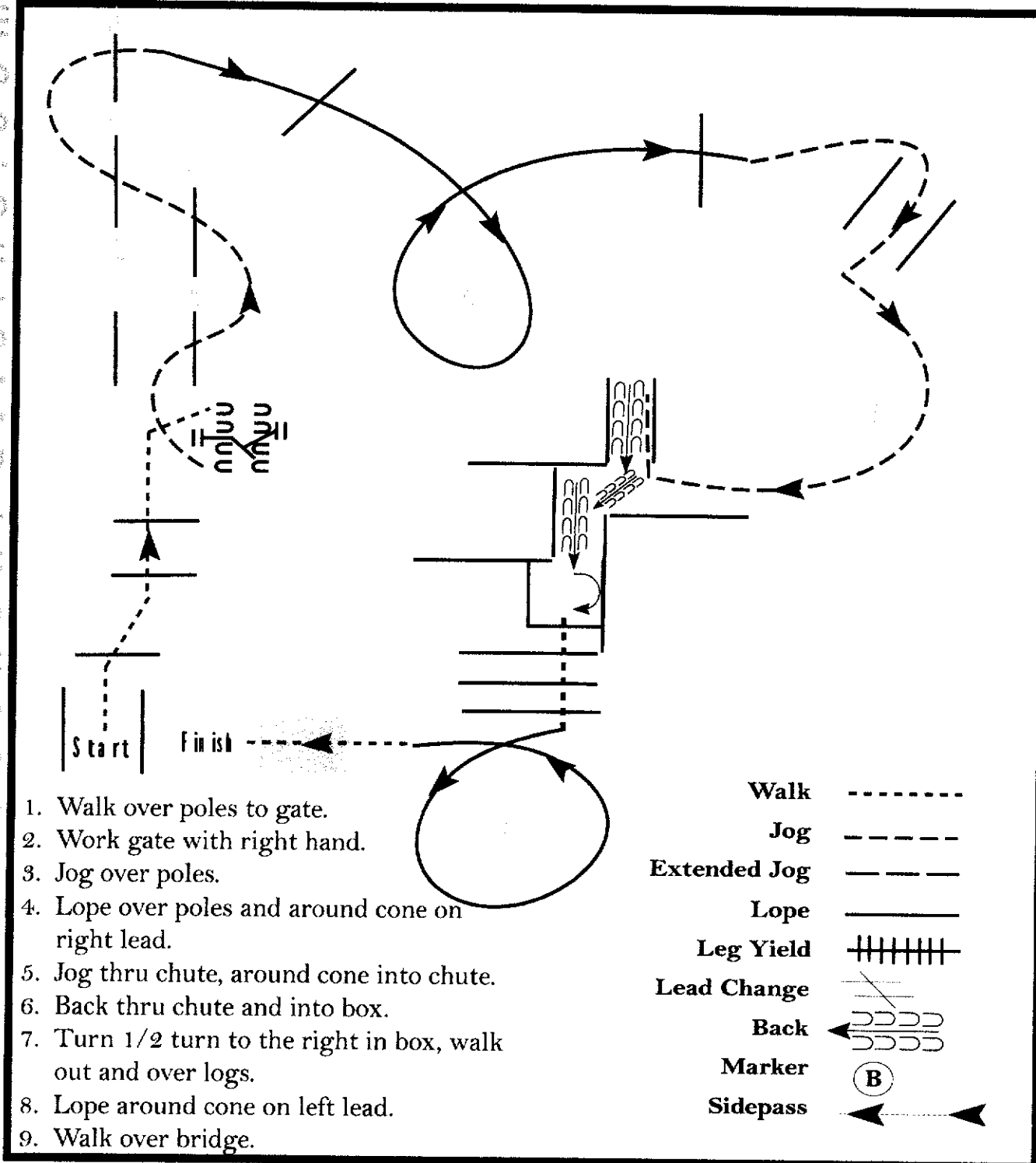
## 4 Judge POR

### Trail (Green, Novice Youth & Am)

Show Date: 09/26/2021

www.HorseShowPatterns.com

www.HorseShowPatterns.com



1. Walk over poles to gate.
2. Work gate with right hand.
3. Jog over poles.
4. Lope over poles and around cone on right lead.
5. Jog thru chute, around cone into chute.
6. Back thru chute and into box.
7. Turn 1/2 turn to the right in box, walk out and over logs.
8. Lope around cone on left lead.
9. Walk over bridge.

<b>Walk</b>	-----
<b>Jog</b>	- - - - -
<b>Extended Jog</b>	-----
<b>Lope</b>	=====
<b>Leg Yield</b>	
<b>Lead Change</b>	—/—
<b>Back</b>	←←←←←
<b>Marker</b>	Ⓚ
<b>Sidepass</b>	←-----→

**Pattern Provided by:**  
**TPHC**

[T/1-27]



# APHA Fall Color Classic Show

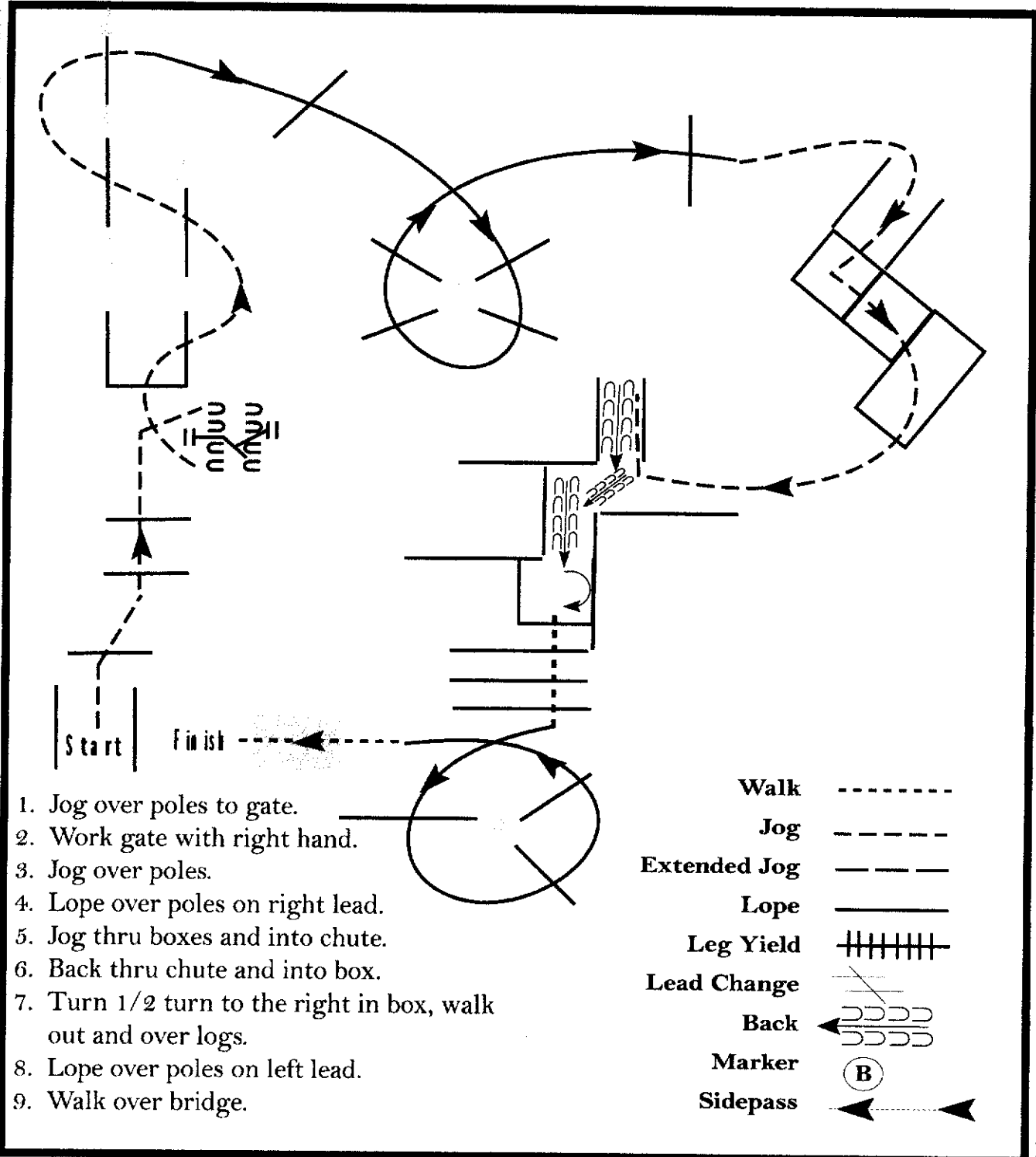
## 4 Judge POR

### Trail (Open, Youth & Am)

Show Date: 09/26/2021

www.HorseShowPatterns.com

www.HorseShowPatterns.com



1. Jog over poles to gate.
2. Work gate with right hand.
3. Jog over poles.
4. Lope over poles on right lead.
5. Jog thru boxes and into chute.
6. Back thru chute and into box.
7. Turn 1/2 turn to the right in box, walk out and over logs.
8. Lope over poles on left lead.
9. Walk over bridge.

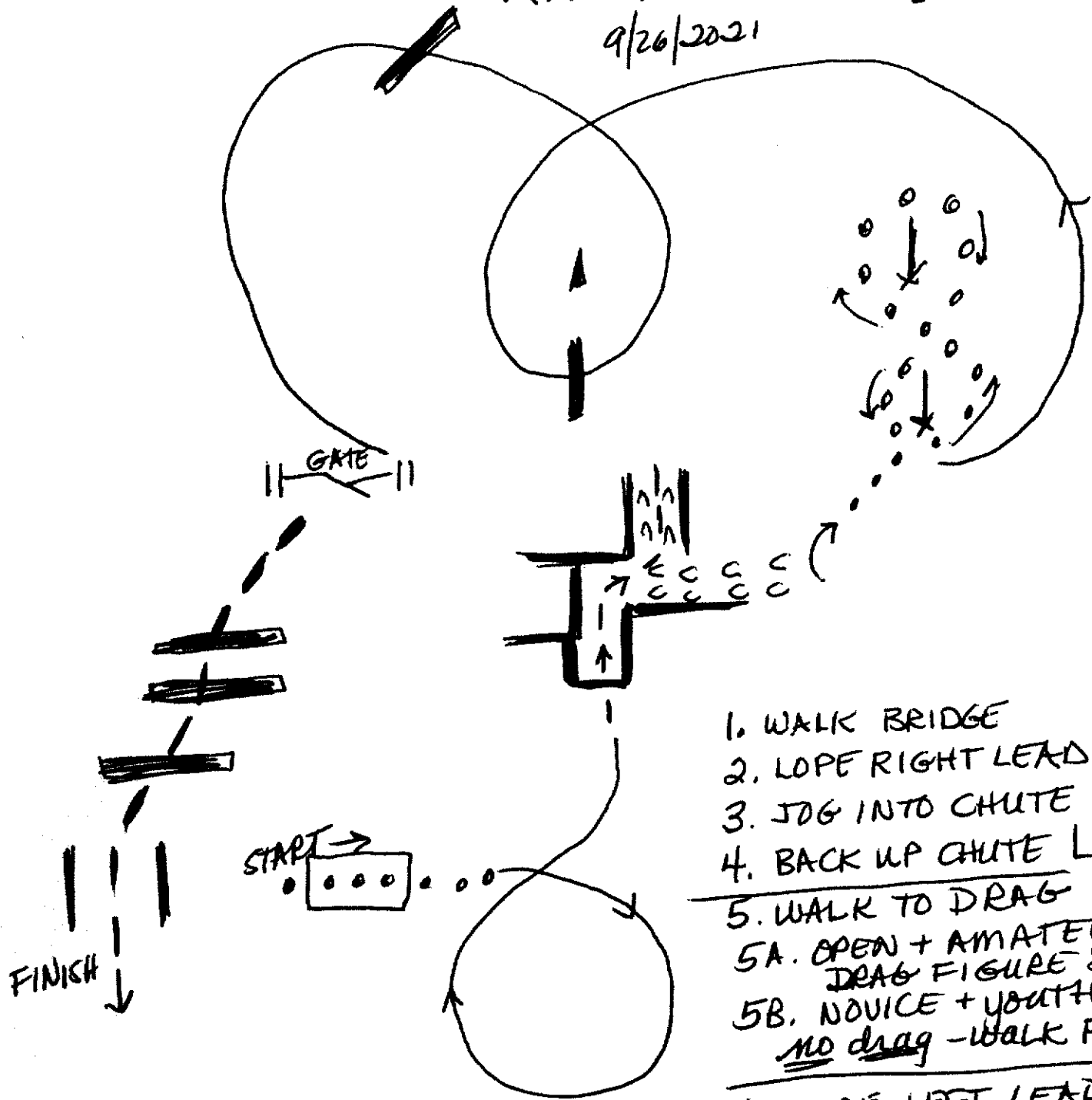
Walk	-----
Jog	- - - - -
Extended Jog	- - - - -
Lope	—————
Leg Yield	
Lead Change	—/—
Back	←←←←←
Marker	Ⓚ
Sidepass	←-----→

Pattern Provided by:  
**TPHC**

[T/2-27]

# RANCH TRAIL

9/26/2021



1. WALK BRIDGE
2. LOPE RIGHT LEAD
3. JDG INTO CHUTE
4. BACK UP CHUTE L →

---

5. WALK TO DRAG
- 5A. OPEN + AMATEUR  
DRAG FIGURE 8
- 5B. NOVICE + YOUTH  
NO drag - WALK FIGURE 8

---

6. LOPE LEFT LEAD
7. WORK GATE
8. EXTENDED TROT  
POLES